



EXECUTIVE SUITES HOTEL & CONFERENCE CENTRE METRO VANCOUVER STATISTICS & CAPACITIES

Function Room	Sq. Ft.	Dim.	Ht.	Holl. Sq.	Rounds	Recp. (stand)	Thea.	Class	B/R
Grand Ballroom	3045	88x34	11	100	300	500	400	250	100
Ballroom A	1523	44x34	11	50	150	250	200	125	50
Ballroom B	1523	44x34	11	50	150	250	200	125	50
Centennial	2100	70x30	11	50	120	300	200	120	50
Panorama	1500	42x35	9	30	70	80	100	60	20
Exec. Brdroom B*	500	18.6x25.3	9	-	-	-	-	-	20
Exec. Brdroom D*	200	19.5x10.8	9	-	-	-	-	-	10
Exec. Brdroom E*	188	16.5x11.8	9	-	-	-	-	-	6
Exec. Office*	270	18x15	9	-	-	-	-	-	14
Pavilion	128	40x32	11	30	70	100	100	60	25

*Meeting rooms are located on 2nd floor without elevator access.



EXECUTIVE SUITES HOTEL

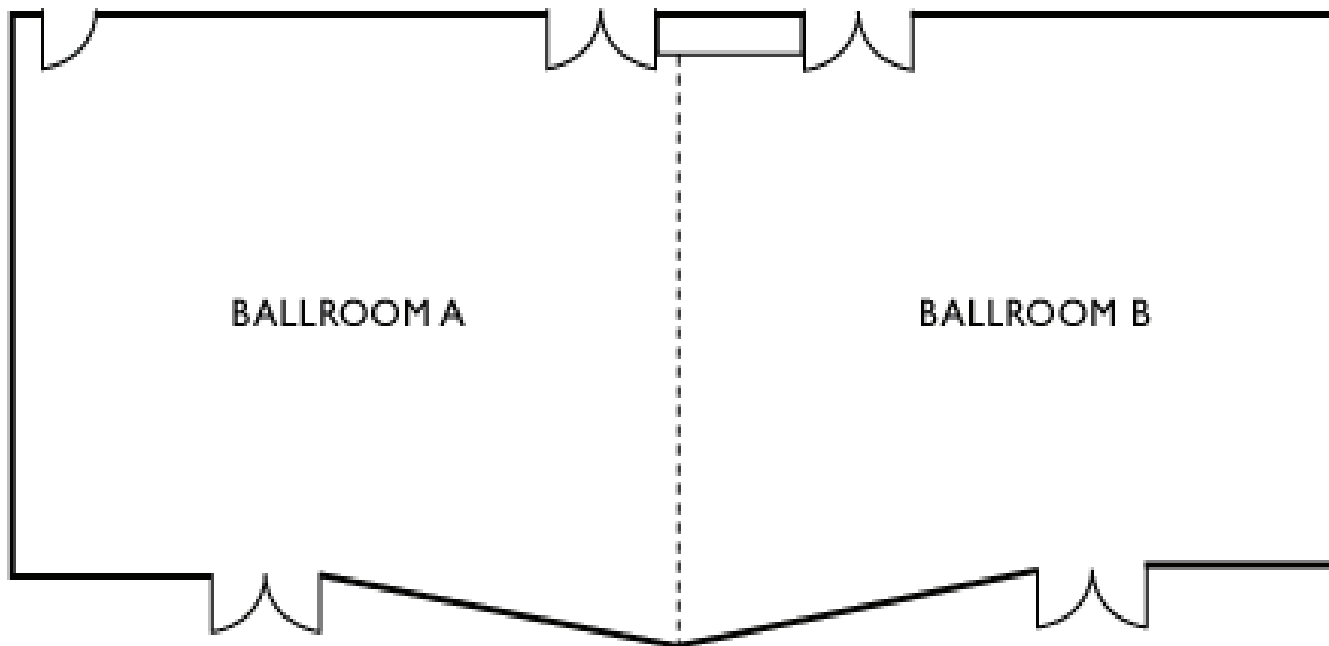
CONFERENCE CENTRE
METRO VANCOUVER BC

Executive Suites Hotel and Conference Center - Burnaby: 4201 Lougheed Hwy, Burnaby, BC, V5C 3Y6

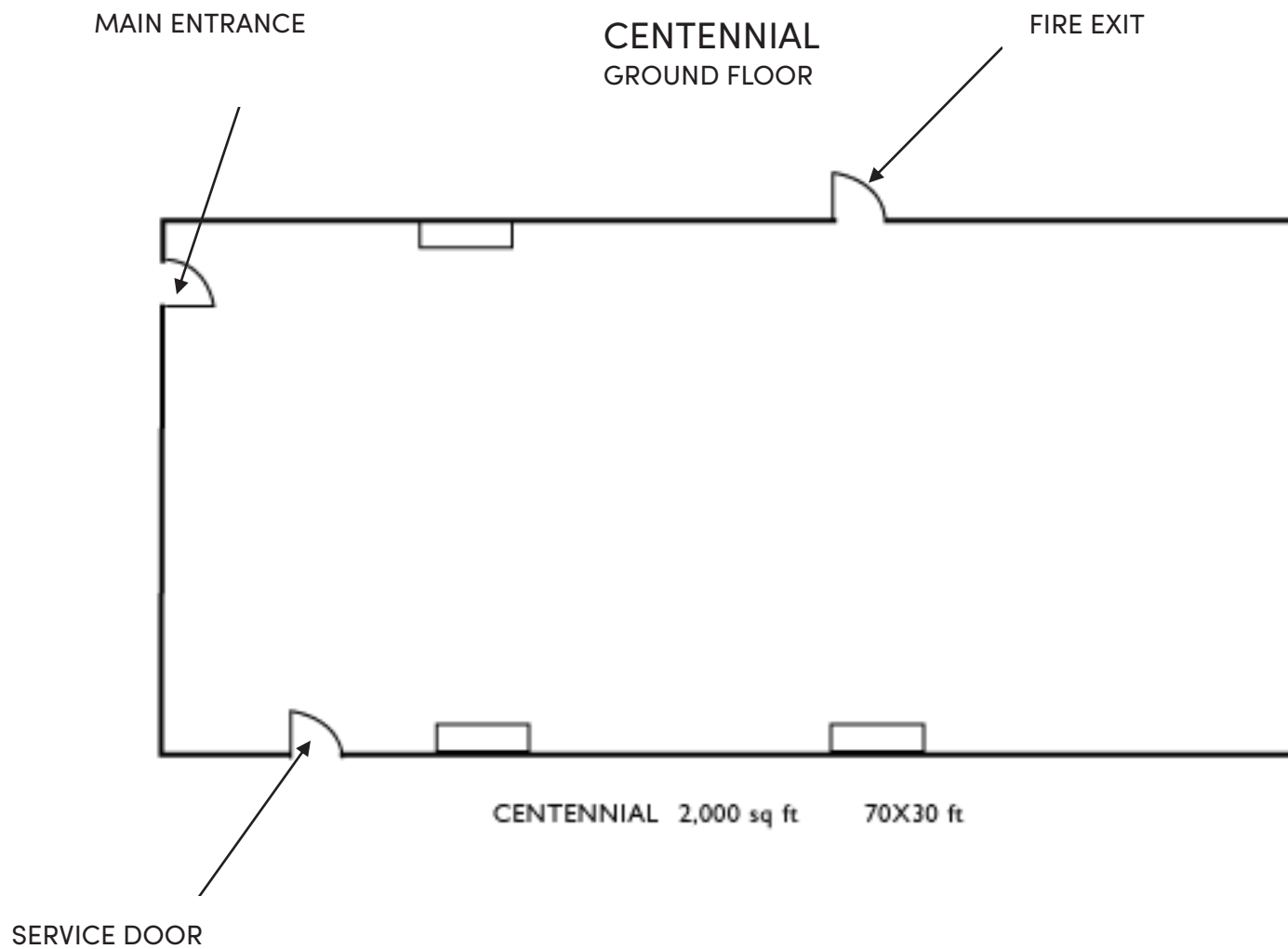
• RESERVATIONS: 1.800.590.3932 / 604.298.2010

• CATERING: confcoor.bby@executivehotels.net / 604.297.4290

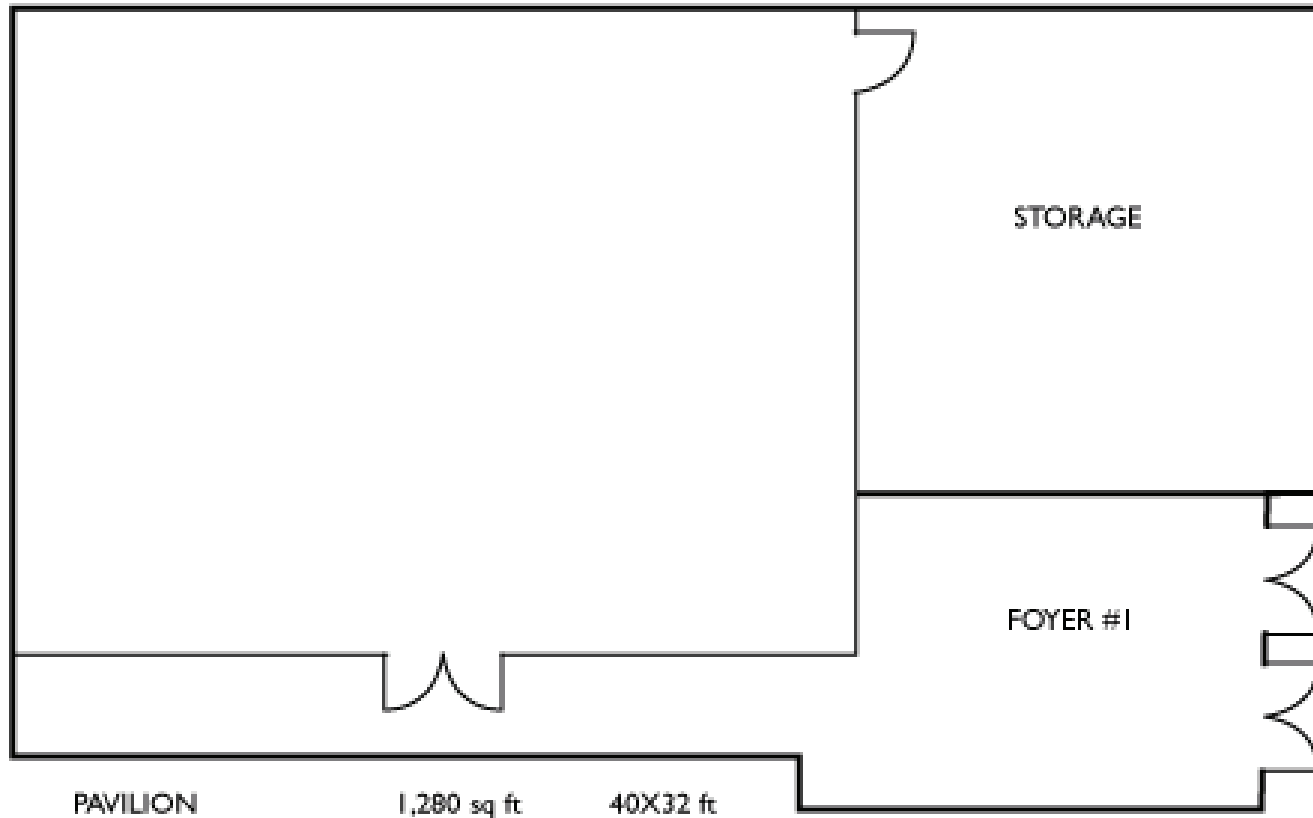
BALLROOM
GROUND FLOOR



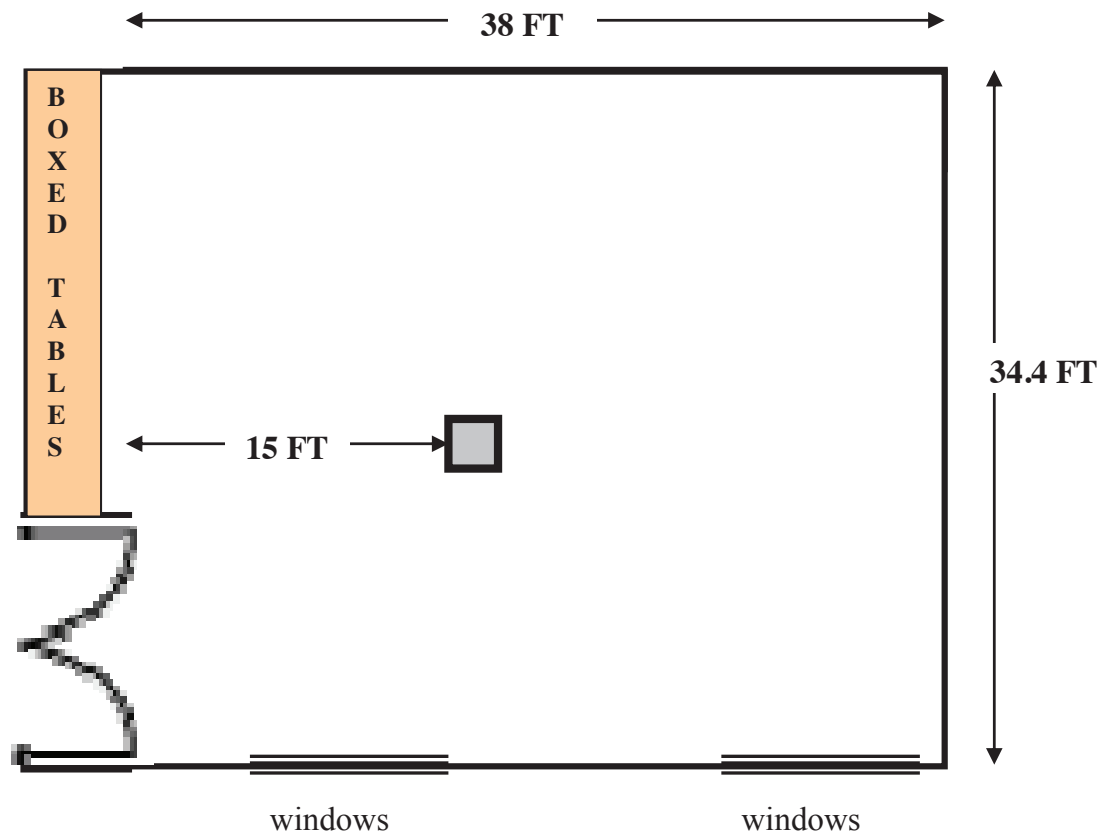
BALLROOM(FULL)	3,045 sq ft	88X34 ft
BALLROOM A	1,523 sq ft	44X34 ft
BALLROOM B	1,523 sq ft	44X34 ft



PAVILLION
GROUND FLOOR



FLOOR PLAN - PANORAMA, 1,470 SQ FT, 9FT CEILINGS



BOARD ROOM LEVEL OF THE EXECUTIVE SUITES HOTEL

*** All boardrooms are located on the 2nd floor
Stairs access only.

